



Earn FREE CEUs  
with this guide  
[www.linguisystems.com](http://www.linguisystems.com)

Guide to

# Communication Milestones

***2012 Edition***

- Concepts
- Feeding
- Listening
- Literacy
- Mean Length of Utterance
- Morphology
- Phonological Awareness
- Pragmatics
- Pronouns
- Questions
- Speech Sound Acquisition
- Vocabulary

Janet R. Lanza  
Lynn K. Flahive

800-776-4332  
[linguisystems.com](http://linguisystems.com)

---

## Financial Disclosure Statement

**Lynn K. Flahive is employed by Texas Christian University**

### **Disclosure**

**Financial–Lynn Flahive is a LinguiSystems author and receives royalties for products and was paid a stipend for this course**

**Nonfinancial–Lynn Flahive has no relevant nonfinancial relationships to disclose**

**Janet R. Lanza is employed by Texas Christian University**

### **Disclosure**

**Financial–Janet Lanza is a LinguiSystems author and receives royalties for products and was paid a stipend for this course**

**Nonfinancial–Janet Lanza has no relevant nonfinancial relationships to disclose**

**This course, "Communication Milestones," was funded in its' entirety by LinguiSystems**



**LinguiSystems, Inc.**

3100 4th Avenue  
East Moline, IL 61244

800-776-4332

FAX: 800-577-4555

Email: [service@linguisystems.com](mailto:service@linguisystems.com)

Web: [linguisystems.com](http://linguisystems.com)

Copyright © 2008 LinguiSystems, Inc.

You may obtain additional copies of this guide from [linguisystems.com/freedownloads.php](http://linguisystems.com/freedownloads.php).

Printed in the U.S.A.

ISBN 978-0-7606-0826-5

---

# Table of Contents

Introduction .....	3
Feeding .....	4
Speech-Sound Acquisition	
– Prelinguistic Speech Development.....	5
– Phoneme Development.....	6
– Phonological Patterns .....	7
– Speech Intelligibility Expectations.....	9
Pronouns .....	9
Morphology.....	10
Mean Length of Utterance .....	11
Pragmatics.....	12
Literacy .....	14
Phonological Awareness .....	16
Concepts .....	17
Vocabulary.....	18
Questions	
– Answering Questions.....	18
– Asking Questions.....	19
Listening .....	20
References, Websites, & Resources .....	22
Red Flags in Communication Development .....	IBC

---

## About the Authors



**Janet R. Lanza**, M.S., CCC-SLP, has worked as a speech-language pathologist in public schools, private practice, and a university clinic in Texas since 1976. She has been on the faculty of the Department of Communication Sciences and Disorders at Texas Christian University in Fort Worth, Texas, since 1989. At the TCU Miller Speech and Hearing Clinic, Janet is an instructor and clinical supervisor for classroom settings of preschool children with a variety of communication disorders.



**Lynn K. Flahive**, M.S., CCC-SLP, has over 25 years experience as a speech-language pathologist. She worked in private and public schools in Wisconsin, Ohio, Illinois, and Texas for 12 years before joining the Department of Communication Sciences and Disorders at Texas Christian University in Fort Worth, Texas. Lynn has special interests in working with early childhood and early elementary-aged children with phonological and/or language delays. She is a Board Recognized Specialist in Child Language. Lynn is past President of the Texas

Speech-Language-Hearing Association and past Executive Director of the National Student Speech Language Hearing Association.

Janet and Lynn have co-authored numerous products for LinguiSystems. They also present workshops nationally and in Canada on the topics of practical and motivational speech and language therapy for young children.

---

## Introduction

*When should I expect my child to say two-word phrases, produce consonant clusters, or follow two-step directions? Does this client have the speech and language skills that are expected at his age?* These are questions often asked of us as speech-language pathologists (SLPs) or that we ask ourselves as we work with children with communication disorders.

Thanks to researchers and clinicians who have provided us with invaluable information over many years, we know that typical speech and language development follows a predictable progression. SLPs must familiarize themselves with the steps in this progression to provide the most effective therapy for clients and to give honest, research-based information to their families. If you are like us, you learned much of this information in college and, given some time to search, could locate it if you needed to. But time is scarce in the life of an SLP. This booklet provides this important information at your fingertips.

We found many different sources for communication milestones while conducting research to create this guide. Most sources agree with each other; some vary a bit. We drew from numerous reliable sources to provide a snapshot of milestones for the major areas of childhood speech and language. As in all listings of milestones, the information represents an average age at which most monolingual, English-speaking children will acquire a skill. If a child has not mastered a certain skill by the suggested age, that does not indicate a disorder. However, if most of the items in an age range have not been achieved, parents and professionals who work with the child should consider further investigation in that area.

*LinguSystems Guide to Communication Milestones* contains developmental milestones for the following areas:

- Feeding
- Speech-Sound Acquisition
  - Prelinguistic Speech Development
  - Phoneme Development
  - Phonological Patterns
  - Speech Intelligibility Expectations
- Pronouns
- Morphology
- Mean Length of Utterance
- Pragmatics
- Literacy
- Phonological Awareness
- Concepts
- Vocabulary
- Questions
  - Answering Questions
  - Asking Questions
- Listening

We learned a great deal and were reminded of so much helpful information while developing this resource. This process also served as a nice validation that we really are doing things in the right order! We look forward to having this booklet on our shelves to use as a handy reference when talking to parents and co-workers and when making clinical decisions. We hope you will too!

Janet and Lynn

## Feeding

The American Speech-Language-Hearing Association states that “speech-language pathologists play a primary role in the evaluation and treatment of infants, children, and adults with swallowing and feeding disorders” (ASHA, 2002). SLPs are knowledgeable about normal and abnormal anatomy and physiology with respect to respiration, swallowing, and speech. Thus, it is appropriate for SLPs to play a role in feeding.

Age	Milestones
Birth – 4 months	<ul style="list-style-type: none"> <li>• Sucks fingers when near mouth</li> <li>• Places hands on bottle during feeding</li> <li>• Recognizes a nipple or bottle</li> <li>• Pats a bottle with one or both hands</li> </ul>
5 – 6 months	<ul style="list-style-type: none"> <li>• Holds a bottle independently with one or both hands</li> <li>• Mouths and gums solid foods</li> <li>• Opens mouth when a spoon is presented</li> </ul>
6 – 9 months	<ul style="list-style-type: none"> <li>• Feeds self crackers</li> <li>• Drinks from a cup held by an adult – some loss of liquid</li> <li>• Reaches for a spoon when presented/bangs a spoon</li> <li>• Prefers for a parent to feed</li> </ul>
9 – 12 months	<ul style="list-style-type: none"> <li>• Holds a soft cookie in mouth (9 months) and bites through it (12 months)</li> <li>• Imitates stirring with a spoon</li> <li>• Eats lumpy, mashed food</li> <li>• Chews using rotary jaw action (emerging)</li> </ul>
12 – 18 months	<ul style="list-style-type: none"> <li>• Grasps a spoon with a full hand</li> <li>• Brings a full spoon to mouth, turning spoon over en route</li> <li>• Begins to drink through a straw</li> <li>• Holds a cup with two hands</li> <li>• Drinks with four or five consecutive swallows</li> </ul>
18 – 24 months	<ul style="list-style-type: none"> <li>• Gives up the bottle</li> <li>• Scoops food with a spoon and brings to mouth with spillage</li> <li>• Drinks from a cup with limited spillage</li> <li>• Swallows with lip closure</li> <li>• Self-feeds frequently</li> <li>• Chews a broad range of food</li> <li>• Has precise up/down tongue movement</li> </ul>
24 – 36 months	<ul style="list-style-type: none"> <li>• Bites through a variety of food thicknesses</li> <li>• Brings a spoon/fork to mouth, palm up, self-feeds with little spillage</li> <li>• Holds a small, open cup in one hand with little spillage</li> <li>• Chews with lips closed</li> <li>• Chews using stable rotary jaw action</li> </ul>

We'd like to thank the following sources from which we obtained information for this section: The American Speech-Language-Hearing Association ([www.asha.org/policy](http://www.asha.org/policy)); Arvedson (2006); and Nicolosi, Harryman, & Kresheck (2006). For more information, please see the full References, Websites, & Resources list on pages 22-24.

# Speech-Sound Acquisition

## Prelinguistic Speech Development

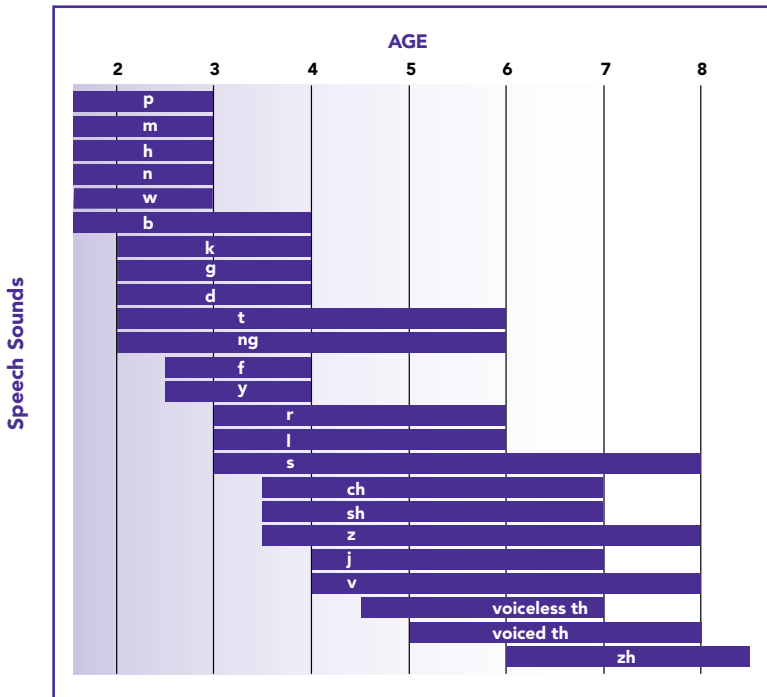
Oller's study (1980) is widely referenced when looking at the stages children go through in the acquisition of articulation and phonological skills. Though each stage has a designated time frame, there is overlap between stages. Each new stage features characteristics not observed in prior stages.

Stage	Age	Milestones
1—Phonation	Birth – 1 month	<ul style="list-style-type: none"> <li>• Demonstrates reflexive vocalizations such as crying, burping, coughing, and sneezing</li> <li>• Demonstrates nonreflexive sounds that are similar to syllabic nasals</li> </ul>
2—Cooing and Gooing	2 – 3 months	<ul style="list-style-type: none"> <li>• Uses sounds that are acoustically similar to               <ul style="list-style-type: none"> <li>- back vowels</li> <li>- consonant-vowel (CV) and vowel-consonant (VC) productions containing back vowels (/u, ʊ, o, ɔ, a/) and back consonants (velars /k, g, ŋ/)</li> </ul> </li> </ul>
3—Exploration/Expansion	4 – 6 months	<ul style="list-style-type: none"> <li>• Gains better control of laryngeal and articulatory mechanisms during this period by engaging in vocal play</li> <li>• Squeals, growls, yells, produces “raspberries” (bilabial /p, b, m/ and lingualabial trills)</li> <li>• Produces vocalizations that vary daily and weekly</li> <li>• Produces vowels with better oral resonance</li> <li>• Begins marginal babbling with CV and VC syllable sequences</li> </ul>
4—Canonical Babbling	7 – 9 months	<ul style="list-style-type: none"> <li>• Continues to use CV syllables that have more adult-like timing</li> <li>• Uses some reduplicated syllables such as /bɔbɔ/ and /mama/</li> <li>• Consonant phonetic inventory may have stops, glides, nasals</li> <li>• Vowel phonetic inventory may have lax vowels /ɛ, ɪ, ʌ/</li> <li>• Uses fewer velars (back sounds); increases use of alveolars and bilabials (front sounds)</li> </ul>
5—Variegated Babbling	10 – 12 months	<ul style="list-style-type: none"> <li>• Continues to use CV syllables</li> <li>• Begins variegated babbling; uses different CV syllables that result in verbalizations such as /bʌmæŋ/ and /tikati/</li> <li>• Produces adult-like intonation and prosody, resulting in utterances that sound like a real question or exclamation</li> <li>• Most commonly used vowels at this time are /ɛ, ʌ, a, ʊ/ (Bauman-Wangler, 1994)</li> <li>• Most frequently used consonants at this time are /h, d, b, m, t, g, s, w, n, k, j, p/ (Locke, 1983)</li> </ul>

## Phoneme Development

Researchers use two different methodologies to determine the age of speech-sound acquisition. In cross-sectional studies, children of different ages are tested on their abilities to produce speech sounds at a given point in time. Longitudinal studies involve testing the same children's productions over time. Comparing the results of the various studies can be difficult because researchers have used a variety of mastery levels and means of eliciting responses. In some studies, sounds produced correctly 100% of the time were considered mastered, but for others, the criterion was 75% of the time. Words were produced spontaneously in some studies but were imitated in others. Some researchers required the mastery level to be met in all word positions, whereas others were concerned only with the initial and final word positions (Flahive & Hodson, in press).

Despite the variability in criteria, some general agreement yields a few overall conclusions about the acquisition of individual sounds. Nasals "m, n, ng," stops "p, b, t, d, k, g," and glides "w, y" are acquired earliest, followed by fricatives "f, v, s, z, sh, zh," voiced and voiceless "th," affricates "ch, j," and then liquids "l, r" (Sander, 1972). Sander's analysis of previous studies also noted that voiced and voiceless "th" were generally the latest phonemes to be acquired.



Data from Sander (1972)



**Phonological Patterns**

**Processes Disappearing by 3 Years**

Process	Description	Example
Unstressed syllable deletion	omitting a weak syllable	banana → /nænə/
Final consonant deletion	omitting a singleton consonant at the end of a word	cat → /kæ/
Diminutization	adding /i/ at the end of nouns	dog → /dɑgi/
Velar fronting	substituting a front sound for a back sound	can → /tæn/
Consonant assimilation	changing a phoneme so it takes on a characteristic of another sound in the word	cat → /tæt/
Reduplication	repeating phonemes or syllables	bottle → /bɒbɒ/
Prevocalic voicing	substituting a voiced consonant for a voiceless consonant before a vowel	sun → /zʌn/

**Processes Persisting After 3 Years**

Process	Description	Example
Cluster reduction	omitting one or more consonants in a sequence of consonants	clean → /kin/
Epenthesis	adding a sound, typically /ʌ/, between two consonants	black → /bʌlæk/
Gliding	substituting /w/ or /j/ for another consonant	run → /wʌn/
Vocalization/ Vowelization	substituting a vowel for a consonant	car → /kə/
Stopping	substituting a stop consonant for a fricative, liquid, nasal, or glide	sun → /dʌn/
Depalatalization	substituting a nonpalatal consonant for a palatal consonant	shy → /saɪ/
Final consonant devoicing	substituting a voiceless final consonant for a voiced consonant	bag → /bæk/

Data from Stoel-Gammon & Dunn (1985)

**Phonological Patterns, *continued***

We reviewed several studies to determine the age by which at least 75% of children no longer use a given process.

Individual Process	Description	Example	Likely Age of Disappearance
Denasalization	changing a nasal consonant to a nonnasal	mat → /bæt/	2.6
Assimilation	changing a phoneme so it takes on a characteristic of another sound in the word	cat → /tæʔ/	3
Affrication	substituting an affricate for a nonaffricate	sheep → /tʃip/	3
Final consonant deletion	omitting a singleton consonant at the end of a word	cat → /kæ/	3
Fronting of initial velar singles	substituting a front sound for a back sound	can → /tæn/	4
Deaffrication	replacing an affricate with a continuant or stop	chip → /sɪp/	4
Cluster reduction (without /s/)	omitting one or more consonants in a sequence of consonants	grape → /gɛp/	4
Depalatalization of final singles	substituting a nonpalatal for a palatal sound at the end of a word	dish → /dɪʔ/	4.6
Depalatalization of initial singles	substituting a nonpalatal for a palatal sound at the beginning of a word	shy → /tʰaɪ/	5
Alveolarization	substituting an alveolar for a nonalveolar sound	chew → /tu/	5
Final consonant devoicing	substituting a voiceless final consonant for a voiced consonant	bag → /bæk/	5
Cluster reduction (with /s/)	omitting /s/ in the initial position of a cluster	step → /tɛp/	5
Labialization	replacing a nonlabial sound with a labial sound	tan → /pæn/	6
Initial voicing	substituting a voiced consonant for a voiceless consonant before a vowel	sun → /zʌn/	6
Gliding of initial liquids	substituting a /w/ or /j/ for another consonant	run → /wʌn/	7
Epenthesis	adding a sound, typically /ʌ/, between two consonants	black → /bʌlæk/	8

Data from Peña-Brooks & Hegde (2007)

— Speech Intelligibility Expectations —

Age	Intelligibility Level
19 – 24 months	25% – 50%
2 – 3 years	50% – 75%
4 – 5 years	75% – 90%
5+ years	90% – 100%

Data from Peña-Brooks & Hegde (2007)

We'd like to thank the following sources from which we obtained information for this chapter: Bauman-Wangler (1994), Bowen ([www.speech-language-therapy.com/acquisition.html](http://www.speech-language-therapy.com/acquisition.html)), Flahive & Hodson (in press), Locke (1983), Oller (1980), Peña-Brooks & Hegde (2007), and Sander (1972). For more information, please see the full References, Websites, & Resources list on pages 22-24.

---

## Pronouns

There is no clear-cut progression for the acquisition of pronouns. However, most linguists agree that *I* and *it* are the first pronouns to emerge, followed by *you*. Research also indicates that children use most subjective and objective pronouns by three years of age and possessive pronouns by age five.

Approximate Age	Pronouns
12 – 26 months	I, it (subjective and objective)
27 – 30 months	my, me, mine, you
31 – 34 months	your, she, he, yours, we
35 – 40 months	they, us, hers, his, them, her
41 – 46 months	its, our, him, myself, yourself, ours, their, theirs
47+ months	herself, himself, itself, ourselves, yourselves, themselves

We'd like to thank Owens (1996) from whom we obtained information for this section. For more information, please see the full References, Websites, & Resources list on pages 22-24.

## Morphology

Morphology is the study of how morphemes are put together. A morpheme is the smallest meaningful unit of language. Grammatical morphemes apply inflection that signals meaning to nouns, verbs, and adjectives.

Age	Grammatical Morphemes	Example
19 – 28 months	<ul style="list-style-type: none"> <li>• Present progressive <b>-ing</b></li> </ul>	<b>crying</b>
29 – 38 months	<ul style="list-style-type: none"> <li>• Regular plural <b>-s</b></li> <li>• Present progressive <b>-ing</b> without auxiliary</li> <li>• Semiauxiliaries</li> <li>• Overgeneralization of past tense <b>-ed</b></li> <li>• Possessive <b>-s</b></li> <li>• Present tense auxiliary</li> </ul>	socks baby <b>crying</b> gonna, gotta, wanna I <b>runned</b> . girl' <b>s</b> hat can, will, be, do
39 – 42 months	<ul style="list-style-type: none"> <li>• Past tense modals</li> <li>• <b>"Be"</b> verb + present progressive <b>-ing</b></li> </ul>	could, would, should, must, might The baby <b>is crying</b> .
43 – 46 months	<ul style="list-style-type: none"> <li>• Regular past tense <b>-ed</b></li> <li>• Irregular past tense</li> <li>• Regular third-person-singular, present tense</li> <li>• Articles</li> </ul>	He <b>kicked</b> . She <b>ate</b> . He <b>drinks</b> . <b>a</b> boy, <b>the</b> tree
47 – 50 months	<ul style="list-style-type: none"> <li>• Contractible auxiliary</li> <li>• Uncontractible copula</li> <li>• Uncontractible auxiliary</li> <li>• Irregular third person singular</li> <li>• Past tense <b>"be"</b> verb</li> </ul>	The boy' <b>s</b> talking. It <b>is</b> big. He <b>is</b> swimming. She <b>has</b> it. She <b>was</b> dancing.

We'd like to thank the following sources from which we obtained information for this section: Bowen ([http://members.tripod.com/Caroline\\_Bowen/?BrownsStages.htm](http://members.tripod.com/Caroline_Bowen/?BrownsStages.htm)); Brown (1973); Haskill, Tyler, & Tolbert (2001); and Retherford (2000). For more information, please see the full References, Websites, & Resources list on pages 22-24.

## Mean Length of Utterance

### Based on Brown's Stages of Language Development

For English-speaking children, the mean length of utterance (MLU) is a fairly reliable predictor of the complexity of their language. MLU typically increases 1.2 morphemes per year from 18 months to five years of age (Owens, 1996).

Brown's Stages of Language Development	Age	MLU	Milestones
I	12 – 26 months	1.0 – 2.0	<ul style="list-style-type: none"> <li>• Uses one-, two-, and three-word utterances</li> <li>• Uses intonation to ask yes/no questions</li> <li>• Uses limited <i>wh</i>- questions</li> </ul>
II	27 – 30 months	2.0 – 2.5	<ul style="list-style-type: none"> <li>• Begins to use grammatical morphemes</li> <li>• Uses <i>in</i> and <i>on</i></li> </ul>
III	31 – 34 months	2.5 – 3.0	<ul style="list-style-type: none"> <li>• Increases in length due to use of auxiliaries</li> <li>• Increases use of <i>wh</i>- questions</li> <li>• Uses interrogative reversals</li> </ul>
IV	35 – 40 months	3.0 – 3.75	<ul style="list-style-type: none"> <li>• Uses object-noun-phrase complements</li> <li>• Uses indirect or embedded <i>wh</i>-questions</li> </ul>
V	41 – 46 months	3.75 – 4.5	<ul style="list-style-type: none"> <li>• Coordinates simple sentences</li> <li>• Uses locatives (e.g., <i>up</i>, <i>down</i>)</li> <li>• Uses <i>and</i> as main conjunction</li> </ul>
V+	47+ months	4.5 +	<ul style="list-style-type: none"> <li>• Adds negative interrogatives</li> <li>• Adds indefinite forms, such as <i>nobody</i>, <i>no one</i></li> <li>• Has some difficulty with double negatives</li> </ul>

We'd like to thank the following sources from which we obtained information for this section: Bowen ([http://members.tripod.com/Caroline\\_Bowen/?BrownsStages.htm](http://members.tripod.com/Caroline_Bowen/?BrownsStages.htm)); Brown (1973); Nicolosi, Harryman, & Kresheck (2006); and Owens (1996). For more information, please see the full References, Websites, & Resources list on pages 22-24.

## Pragmatics

Pragmatics is the study of speaker-listener intentions and interactions, and all elements in the environment surrounding the message. It is often referred to as *social language skills*.

Age	Milestones
Birth – 6 months	<ul style="list-style-type: none"> <li>• Startles to loud sounds</li> <li>• Responds to voice and sound</li> <li>• Turns head toward sound source</li> <li>• Watches speaker’s face when spoken to</li> <li>• Discriminates between strangers and familiar people</li> <li>• Stops crying when spoken to</li> <li>• Varies responses to different family members</li> <li>• Smiles when spoken to</li> <li>• Has a social smile</li> <li>• Uses babbling for gaining attention and expressing demand</li> <li>• Establishes eye contact</li> </ul>
6 – 12 months	<ul style="list-style-type: none"> <li>• Responds to “no”</li> <li>• Responds to name and pats image of self in mirror</li> <li>• Points to learn new vocabulary</li> <li>• Tries to “talk” to listener</li> <li>• Coos and squeals for attention</li> <li>• Laughs when playing with objects</li> <li>• Tries to communicate by actions and gestures</li> <li>• Smiles at self in mirror</li> <li>• Plays pat-a-cake and peek-a-boo games</li> <li>• Copies simple actions of others</li> <li>• Shouts to attract attention</li> </ul>
1 – 2 years	<ul style="list-style-type: none"> <li>• Follows simple directions, especially with a gestural cue</li> <li>• Waves bye-bye</li> <li>• Indicates wet pants</li> <li>• Repeats actions that made someone laugh</li> <li>• Engages in parallel play</li> <li>• Pairs gestures with words to make wants known (e.g., “more” and “up”)</li> <li>• Imitates adult behaviors in play</li> <li>• Refers to self by name</li> <li>• Exhibits verbal turn-taking</li> <li>• Protests by vocalizing “no”</li> <li>• Engages in simple pretend play, such as talking on a telephone</li> <li>• Says “bye” and other social words, such as “hi,” “thank you,” and “please”</li> <li>• Talks to self during play</li> <li>• Practices intonation, sometimes imitating an adult</li> </ul>
2 – 3 years	<ul style="list-style-type: none"> <li>• Watches other children and briefly joins in their play</li> <li>• Participates in associative play</li> <li>• Requests permission for items or activities</li> <li>• Begins to use language for fantasies, jokes, and teasing</li> <li>• Makes conversational repairs when listener does not understand</li> </ul>

Age	Milestones
2 – 3 years, <i>continued</i>	<ul style="list-style-type: none"> <li>• Engages in longer dialogues</li> <li>• Begins to play house</li> <li>• Participates in simple group activities</li> <li>• Defends own possessions</li> <li>• Carries on “conversation” with self and dolls</li> <li>• Engages in simple, make-believe activities</li> <li>• Begins to control behavior verbally rather than just physically</li> <li>• Holds up fingers to tell age</li> <li>• Looks for missing toys</li> <li>• Helps put things away</li> </ul>
3 – 4 years	<ul style="list-style-type: none"> <li>• Follows two-step related directions without cues</li> <li>• Takes turns and plays cooperatively</li> <li>• Relates personal experiences through verbalization</li> <li>• Separates from primary caregiver easily</li> <li>• Frequently practices conversation skills by talking to self</li> <li>• Begins dramatic play, acting out whole scenes</li> <li>• Shows frustration if not understood</li> <li>• Expresses ideas and feelings</li> </ul>
4 – 5 years	<ul style="list-style-type: none"> <li>• Follows three-step directions without cues</li> <li>• Uses direct requests with justification (e.g., “Stop that. You’re hurting me.”)</li> <li>• Uses words to invite others to play</li> <li>• Uses language to resolve disputes with peers</li> <li>• Plays competitive exercise games</li> <li>• Has good control of the elements of conversation</li> <li>• Speaks of imaginary conditions, such as “What if ...” or “I hope ...”</li> </ul>
5 – 6 years	<ul style="list-style-type: none"> <li>• Begins to use word plays</li> <li>• Uses threats and promises</li> <li>• Asks meanings of words</li> <li>• Likes to complete projects</li> <li>• Makes purchases at stores</li> <li>• Asks questions for information</li> <li>• Chooses own friends</li> <li>• Takes more care in communicating with unfamiliar people</li> <li>• Engages in cooperative play, such as making group decisions, assigning roles, and playing fairly</li> <li>• Announces topic shifts</li> </ul>

We’d like to thank the following sources from which we obtained information for this section: AutismInfo ([www.autisminfo.com/milestones.htm#B](http://www.autisminfo.com/milestones.htm#B)); Beyond Therapy ([http://centralfltherapy.com/?page\\_id=140](http://centralfltherapy.com/?page_id=140)); Brooks & Engmann-Hartung (1987); the Child Development Institute ([www.childdevelopmentinfo.com](http://www.childdevelopmentinfo.com)); Communication Works ([www.cwtherapy.com/pragmatics2.html](http://www.cwtherapy.com/pragmatics2.html)); KidTalk, Inc. ([www.kidtalk.org/milestones.html](http://www.kidtalk.org/milestones.html)); the National Institute on Deafness and Other Communication Disorders (<http://www.nidcd.nih.gov/health/voice/speechandlanguage.asp>); Nicolosi, Harryman, & Kresheck (2006); and Shulman (1991). For more information, please see the full References, Websites, & Resources list on pages 22-24.

---

## Literacy

SLPs' knowledge of normal and disordered language acquisition, and their clinical experience in developing individualized programs for children and adolescents, prepare them to assume a variety of roles related to the development of reading and writing. Appropriate roles and responsibilities for SLPs include, but are not limited to (a) preventing written language problems by fostering language acquisition and emergent literacy; (b) identifying children at risk for reading and writing problems; (c) assessing reading and writing; (d) providing intervention and documenting outcomes for reading and writing; and (e) assuming other roles, such as providing assistance to general education teachers, parents, and students; advocating for effective literacy practices; and advancing the knowledge base (ASHA, 2001).

This chart lists reasonable expectations of literacy skills in children from infancy through seven years of age.

Age	Milestones
3 – 12 months	<ul style="list-style-type: none"><li>• Likes to chew and pat books</li><li>• Can focus on large and bright pictures in a book</li><li>• Shares books with an adult as routine part of life</li></ul>
1 – 2 years	<ul style="list-style-type: none"><li>• Recognizes certain books by their covers</li><li>• Listens to simple stories, songs, and rhymes</li><li>• Likes to turn pages</li><li>• Attends to a book or a toy for two minutes</li><li>• Points to and labels pictures independently</li><li>• Pretends to read books</li></ul>
2 – 3 years	<ul style="list-style-type: none"><li>• Likes to listen to books/stories for longer periods of time</li><li>• Holds a book correctly</li><li>• Begins to recognize logos (e.g., McDonald's Golden Arches)</li><li>• Begins to show a difference in writing versus drawing</li></ul>
3 – 4 years	<ul style="list-style-type: none"><li>• Begins to pay attention to specific print, such as the first letter of his name</li><li>• Recognizes logos and other environmental print and understands that print carries a message</li><li>• Identifies some letters and makes letter/sound matches</li><li>• Participates in rhyming games</li><li>• Talks about characters in a book</li><li>• Likes to "read" stories to herself and others</li><li>• Protests if an adult changes the story</li><li>• Produces some letter-like forms in scribbles that resemble letters</li></ul>
4 – 5 years	<ul style="list-style-type: none"><li>• Understands story sequence</li><li>• Understands the function and purpose of print</li><li>• Knows many letter names</li><li>• Uses more letter-like forms than scribbles</li></ul>



Age	Milestones
Kindergarten	<ul style="list-style-type: none"> <li>• Recognizes letters and letter-sound matches</li> <li>• Understands that print is read left to right and top to bottom</li> <li>• Retells simple stories</li> <li>• Begins to write letters and some words heard often</li> <li>• Begins to write stories with some readable parts with assistance</li> <li>• Tries to spell words when writing</li> </ul>
End of Kindergarten	<ul style="list-style-type: none"> <li>• Understands that spoken words are made up of sounds</li> <li>• Recognizes some words by sight</li> <li>• Identifies and writes uppercase and lowercase letters</li> <li>• “Reads” a few picture books from memory</li> <li>• Prints own first and last name</li> </ul>
Beginning of First Grade	<ul style="list-style-type: none"> <li>• Identifies an increasing number of words by sight</li> <li>• Begins to decode new words independently</li> <li>• Uses a variety of reading strategies such as rereading, predicting what will happen, asking questions, or using visual cues or pictures</li> <li>• Reads and retells familiar stories</li> <li>• Reads aloud with ease</li> <li>• Decides independently to use reading and writing for different purposes</li> <li>• Sounds out and represents major sounds in words when trying to spell</li> <li>• Tries to use some punctuation and capitalization</li> </ul>
End of First Grade	<ul style="list-style-type: none"> <li>• Identifies letters, words, and sentences</li> <li>• Has a sight vocabulary of 100 words</li> <li>• Understands what is read</li> <li>• Creates rhyming words</li> <li>• Reads grade-level material fluently</li> <li>• Expresses ideas through writing</li> <li>• Prints clearly</li> <li>• Spells frequently-used words correctly</li> <li>• Begins sentences with capital letters and attempts to use punctuation</li> <li>• Writes a variety of stories, journal entries, or notes</li> </ul>

We’d like to thank the following sources from which we obtained information for this section: The American Speech-Language-Hearing Association ([www.asha.org/policy](http://www.asha.org/policy), [www.asha.org/public/speech/development/chart.htm](http://www.asha.org/public/speech/development/chart.htm), and [www.asha.org/about/publications/literacy/](http://www.asha.org/about/publications/literacy/)); the United States Department of Education ([www.ed.gov/parents/academic/help/reader/part9.html](http://www.ed.gov/parents/academic/help/reader/part9.html)); and the University of North Carolina at Chapel Hill, School of Medicine ([www.med.unc.edu/ahs/clds/files/early-childhood-resources/OralandWrittenLanguageMilestones.pdf](http://www.med.unc.edu/ahs/clds/files/early-childhood-resources/OralandWrittenLanguageMilestones.pdf)). For more information, please see the full References, Websites, & Resources list on pages 22-24.

## Phonological Awareness

Phonological awareness is the ability to manipulate the structure of an utterance independently from its meaning. It is an auditory task that requires an individual to manipulate the utterance at the word, syllable, or sound level. According to the National Center on Education and the Economy, “Children who readily develop phonemic awareness in kindergarten will probably learn to read easily” (Goldsworthy, 2001, p. 3).

Phonological awareness skills develop from syllable, to onset-rime, to phoneme. These skills begin at age three and continue through the development of early reading skills at ages six and seven.

Skill	Definition	Sample Task
Syllable Segmentation	counts the number of syllables in a word	How many syllables do you hear in <i>butterfly</i> ?
Syllable Blending	blends syllables into a word after they are given separately	What word do you hear when I say <i>cow...boy</i> ?
Rhyming	identifies words that sound alike or rhyme	Which word rhymes with <i>mat</i> ; <i>star</i> or <i>hat</i> ?
Phoneme Isolation	identifies whether a given sound occurs at the beginning, middle, or end of a word	In the word <i>sun</i> , is the /s/ at the beginning, middle, or end of the word?
Initial Alliteration	identifies the beginning sound in a word	Which word begins with /t/; <i>toad</i> or <i>boat</i> ?
Final Alliteration	identifies the last sound in a word	Which word ends with /b/; <i>dog</i> or <i>tub</i> ?
Sound Blending	blends sounds into a word after they are given separately	What word do you hear when I say /b/... /a/.../t/?
Sound Deletion	deletes a given sound from a word and says the new word	Say <i>cup</i> without the /k/.
Sound Substitution	replaces a specified sound in a word and says the new word or syllable	Say <i>top</i> ; now change /t/ to /h/.
Sound-Grapheme Matching	identifies grapheme(s) associated with individual sounds	What letters say /k/?

We’d like to thank the following sources from which we obtained information for this section: Gillon (2004) and Goldsworthy (2001). Flahive & Lanza (2004) was used as a source for this chapter as well. For more information, please see the full References, Websites, & Resources list on pages 22-24.

## Concepts

Knowledge of basic concepts is an essential component of language development. Basic concepts include terms that describe position, time, equality, quantity, and comparisons. These terms are commonly included in directions at home and especially in educational settings.

Age	Milestones
1 – 2 years	<ul style="list-style-type: none"> <li>• Follows simple spatial directions, such as <i>in</i> and <i>on</i></li> <li>• Understands <i>another</i></li> <li>• Uses simple directional terms, such as <i>up</i> and <i>down</i></li> <li>• Uses two or three prepositions, such as <i>on</i>, <i>in</i>, or <i>under</i></li> </ul>
2 – 3 years	<ul style="list-style-type: none"> <li>• Distinguishes between <i>in</i> and <i>under</i>, <i>one</i> and <i>many</i></li> <li>• Understands number concepts of <i>one</i> and <i>two</i></li> <li>• Understands size differences, such as <i>big/little</i></li> <li>• Understands <i>in</i>, <i>off</i>, <i>on</i>, <i>under</i>, <i>out of</i>, <i>together</i>, <i>away from</i></li> <li>• Begins to understand time concepts of <i>soon</i>, <i>later</i>, <i>wait</i></li> <li>• Selects three that are <i>the same</i> from a set of four objects</li> <li>• Selects the object that is <i>not the same</i> from four objects with three of them identical</li> <li>• Begins to use adjectives for color and size</li> </ul>
3 – 4 years	<ul style="list-style-type: none"> <li>• Follows quantity directions <i>empty</i>, <i>a lot</i></li> <li>• Follows equality directions <i>same</i>, <i>both</i></li> <li>• Understands <i>next to</i>, <i>beside</i>, <i>between</i></li> <li>• Identifies colors</li> <li>• Matches one-to-one</li> <li>• Points to object that is <i>different</i> from others</li> <li>• Uses position concepts <i>behind</i>, <i>in front</i>, <i>around</i></li> </ul>
4 – 5 years	<ul style="list-style-type: none"> <li>• Understands comparative and superlative adjectives, such as <i>big</i>, <i>bigger</i>, <i>biggest</i></li> <li>• Understands time concepts <i>yesterday</i>, <i>today</i>, <i>tomorrow</i>, <i>first</i>, <i>then</i>, <i>next</i>, <i>days of the week</i>, <i>last week</i>, <i>next week</i></li> <li>• Understands <i>different</i>, <i>nearest</i>, <i>through</i>, <i>thin</i>, <i>whole</i></li> <li>• Identifies positional concepts <i>first</i>, <i>middle</i>, <i>last</i></li> </ul>
5 – 6 years	<ul style="list-style-type: none"> <li>• Understands opposite concepts, such as <i>big/little</i>, <i>over/under</i></li> <li>• Understands <i>left/right</i></li> <li>• Understands number concepts up to 20</li> <li>• Answers “How are things the same/different?”</li> <li>• Uses adjectives for describing</li> <li>• Uses comparative adjectives, such as <i>loud</i>, <i>louder</i></li> <li>• Uses <i>yesterday</i> and <i>tomorrow</i></li> <li>• Uses adverb concepts <i>backward</i> and <i>forward</i></li> <li>• Uses prepositions <i>through</i>, <i>nearest</i>, <i>corner</i>, <i>middle</i></li> <li>• Names ordinal numbers, such as <i>first</i>, <i>second</i>, <i>third</i></li> </ul>

We’d like to thank the following sources from which we obtained information for this section: AutismInfo ([www.autisminfo.com/milestones.htm#B](http://www.autisminfo.com/milestones.htm#B)); the Child Development Institute ([www.childdevelopmentinfo.com](http://www.childdevelopmentinfo.com)); Nicolosi, Harryman, & Kresheck (2006); and Touhy, Brown, & Mercer-Moseley (2001). For more information, please see the full References, Websites, & Resources list on pages 22-24.

---

## Vocabulary

A child's expressive vocabulary grows rapidly from the time of his first word at approximately 12 months, through first grade. Vocabulary increases throughout an individual's lifetime due to education, reading, and life experiences.

Age	Approximate Words in Expressive Vocabulary
12 months	2 to 6 words other than <i>mama</i> and <i>dada</i>
15 months	10
18 months	50
24 months	200-300
30 months	450
36 months (3 years)	1,000
42 months	1,200
48 months (4 years)	1,600
54 months	1,900
60 months (5 years)	2,200-2,500
6 years	2,600-7,000
12 years	50,000

---

We'd like to thank the following sources from which we obtained information for this section: the Child Development Institute ([www.childdevelopmentinfo.com](http://www.childdevelopmentinfo.com)); Nicolosi, Harryman, & Kresheck (2006); and Owens (1996). For more information, please see the References, Websites, & Resources list on pages 22-24.

---

## Questions

In language development, a child must be able to ask and answer questions in order to navigate a conversation and to seek and relay information. When assessing a child's ability to ask and answer questions, it is important to separate her content knowledge from her ability to ask or answer questions.

### Answering Questions

Age	Milestones
1 – 2 years	<ul style="list-style-type: none"><li>• Looks in the appropriate place when asked a simple question, such as "Where is Daddy?"</li><li>• Chooses an object with intentionality when asked about a choice of two, such as "Do you want milk or juice?"</li></ul>

**Answering Questions, *continued***

Age	Milestones
1 – 2 years, <i>continued</i>	<ul style="list-style-type: none"> <li>• Answers “where” questions, such as “Where’s the ball?” by pointing to the pictured item in a book</li> <li>• Answers “What’s this?” questions about familiar objects or pictures such as <i>cookie</i> or <i>baby</i></li> <li>• Answers “yes/no” questions, possibly with a head nod or shake</li> </ul>
2 – 3 years	<ul style="list-style-type: none"> <li>• Points to objects when described, such as “What do you wear on your head?”</li> <li>• Answers simple <i>wh-</i> questions logically</li> <li>• Answers critical thinking questions, such as “What do you do when you are cold?”</li> <li>• Answers questions such as “Where...?,” “What’s that?,” “What’s ... doing?,” “Who is...?”</li> <li>• Answers or understands “Can you...?” questions</li> </ul>
3 – 4 years	<ul style="list-style-type: none"> <li>• Answers more complex questions logically, such as “who,” “why,” “where,” and “how”</li> <li>• Answers “If...what?” questions, such as “If it starts raining, what would you do?”</li> <li>• Answers questions about functions of objects, such as “What are spoons for?,” “Why do we have shoes?”</li> </ul>
4 years	<ul style="list-style-type: none"> <li>• Answers “when” questions</li> <li>• Answers “how many” questions (in which the answer does not exceed four)</li> </ul>

**Asking Questions**

Age	Milestones
1 – 2 years	<ul style="list-style-type: none"> <li>• Starts to use question forms, beginning with “What’s that?”</li> <li>• Uses rising intonation</li> </ul>
2 – 3 years	<ul style="list-style-type: none"> <li>• Asks simple ego-centric questions, such as “Where cookie?”</li> <li>• Asks “Where...?,” “What...?,” “What...doing?” questions</li> </ul>
3 – 4 years	<ul style="list-style-type: none"> <li>• Asks one-word “why” questions</li> <li>• Uses “what,” “where,” “when,” “how,” and “whose” when asking questions</li> <li>• Asks “is” questions</li> <li>• Inverts auxiliary and subject in <i>wh-</i> questions, such as “Where is dad going?”</li> </ul>

**Asking Questions, *continued***

4 years	<ul style="list-style-type: none"> <li>Asks the following types of questions using correct grammatical structure:           <ul style="list-style-type: none"> <li>Early Infinitive: "Do you want to...?"</li> <li>Future: "Are we going to ...?"</li> <li>Modal can/may: "Can you...?"</li> </ul> </li> </ul>
---------	--

We'd like to thank the following sources from which we obtained information for this section: AutismInfo ([www.autisminfo.com/milestones.htm#C](http://www.autisminfo.com/milestones.htm#C)); Beyond Therapy ([http://centralfltherapy.com/?page\\_id=123](http://centralfltherapy.com/?page_id=123) and [http://centralfltherapy.com/?page\\_id=130](http://centralfltherapy.com/?page_id=130)); the Child Development Institute ([www.childdevelopmentinfo.com](http://www.childdevelopmentinfo.com)); Nicolosi, Harryman, & Kresheck (2006); and Touhy, Brown, & Mercer-Moseley (2001). For more information, please see the full Reference, Websites, & Resources list on pages 22-24.

## Listening

*Listening* to something is not the same as *hearing* it. Listening skills involve a child's ability to attend to and process what he hears. These skills are integral components of a child's speech and language, social, and academic development.

Age	Milestones
Birth – 3 months	<ul style="list-style-type: none"> <li>Discriminates speech from non-speech sounds</li> <li>Startles to loud sounds</li> <li>Quiets or excites in response to novel sounds</li> <li>Recognizes a primary caregiver's voice</li> <li>Smiles or quiets when spoken to</li> <li>Decreases or increases sucking behavior in response to sounds</li> </ul>
3 – 6 months	<ul style="list-style-type: none"> <li>Moves eyes in direction of sounds</li> <li>Discriminates friendly and angry voices</li> <li>Reacts to changes in tone of voice</li> <li>Attends to music and toys that make sounds</li> <li>Listens to a speaker and watches a speaker's face when spoken to</li> </ul>
6 – 12 months	<ul style="list-style-type: none"> <li>Responds to sound when a source is not visible</li> <li>Responds physically to music</li> <li>Stops an activity when name is called</li> <li>Recognizes words for common items</li> <li>Listens with increased interest to new words</li> <li>Begins to respond to simple requests, such as "Sit here"</li> </ul>
1 – 2 years	<ul style="list-style-type: none"> <li>Follows one-step directions with cues</li> <li>Understands simple questions, such as "Where's Daddy?"</li> <li>Points to named pictures in a book</li> <li>Follows directions to find two familiar objects</li> <li>Listens to simple stories</li> </ul>

Age	Milestones
2 – 3 years	<ul style="list-style-type: none"> <li>• Responds to commands involving body parts, such as “Show me your foot”</li> <li>• Follows two-step directions, such as “Get your cup and bring it to me”</li> <li>• Follows directions that include action + adverb or action + adjective, such as “Walk slowly” or “Give me the red ball”</li> <li>• Demonstrates understanding of several verbs by selecting corresponding pictures</li> <li>• Recognizes family labels such as <i>baby</i>, <i>grandpa</i></li> </ul>
3 – 4 years	<ul style="list-style-type: none"> <li>• Attends to name being called from another room</li> <li>• Understands simple <i>wh-</i> questions</li> <li>• Understands most simple questions pertaining to her activities and environment</li> <li>• Improves listening skills and begins to learn from listening</li> </ul>
4 – 5 years	<ul style="list-style-type: none"> <li>• Attends to a short story and answers simple questions about it</li> <li>• Hears and understands most of what is said at home and in school</li> <li>• Repeats four digits when they are given slowly</li> <li>• Readily follows simple commands involving remote objects</li> </ul>
5 – 6 years	<ul style="list-style-type: none"> <li>• Repeats sentences up to nine words in length</li> <li>• Follows three-step directions</li> <li>• Responds correctly to more types of sentences but may still be confused at times by more complex sentences</li> </ul>

We’d like to thank the following sources from which we obtained information for this section: The American Speech-Language-Hearing Association ([www.asha.org/public/speech/development/chart.htm](http://www.asha.org/public/speech/development/chart.htm)); the Child Development Institute ([www.childdevelopmentinfo.com](http://www.childdevelopmentinfo.com)); and Wilkes (1999). For more information, please see the full References, Websites, & Resources list on pages 22-24.

---

## References, Websites, & Resources

- American Speech-Language-Hearing Association. (2001). *Roles and responsibilities of speech-language pathologists with respect to reading and writing in children and adolescents* [Position Statement]. Available from [www.asha.org/policy](http://www.asha.org/policy)
- American Speech-Language-Hearing Association. (2002). *Roles of speech-language pathologists in swallowing and feeding disorders* [Position Statement]. Available from [www.asha.org/policy](http://www.asha.org/policy)
- American Speech-Language-Hearing Association. (n.d.). *How does your child hear and talk?* Retrieved February 28, 2008, from <http://www.asha.org/public/speech/development/chart.htm>
- American Speech-Language-Hearing Association. (n.d.). *Welcome to ASHA's literacy gateway*. Retrieved February 28, 2008, from <http://www.asha.org/about/publications/literacy/>
- American Speech-Language-Hearing Association. (n.d.). *Your child's communication: Kindergarten*. Retrieved February 28, 2008, from <http://www.asha.org/public/speech/development/kindergarten.htm>
- Arvedson, J.C. (2006). *Swallowing and feeding in infants and young children. GI Motility online*. Retrieved from <http://www.nature.com/gimo/contents/pt1/full/gimo17.html>
- AutismInfo. (n.d.). *Developmental sequences of language behavior*. Retrieved from [www.autisminfo.com/milestones.htm#C](http://www.autisminfo.com/milestones.htm#C)
- AutismInfo. (n.d.). *Social skills milestones*. Retrieved from [www.autisminfo.com/milestones.htm#B](http://www.autisminfo.com/milestones.htm#B)
- BabyCenter. (n.d.). *Warning signs of a language/communication developmental delay*. Retrieved February 28, 2008, from [http://www.babycenter.com/0\\_warning-signs-of-a-language-communication-developmental-dela\\_6734.bc](http://www.babycenter.com/0_warning-signs-of-a-language-communication-developmental-dela_6734.bc)
- Bauman-Wangler, J. (1994). Normal phonological development. In R.J. Lowe (Ed.), *Phonology: Assessment and intervention application in speech pathology* (p. 93). Baltimore: Williams & Wilkins.
- Beyond Therapy. (n.d.). *Expressive language milestones*. Retrieved from [http://centralfltherapy.com/?page\\_id=123](http://centralfltherapy.com/?page_id=123)
- Beyond Therapy. (n.d.). *Pragmatic/social milestones*. Retrieved from [http://centralfltherapy.com/?page\\_id=140](http://centralfltherapy.com/?page_id=140)
- Beyond Therapy. (n.d.). *Receptive language milestones*. Retrieved from [http://centralfltherapy.com/?page\\_id=130](http://centralfltherapy.com/?page_id=130)



---

## References, Websites, & Resources, *continued*

- Bowen, C. (1998). *Brown's stages: The development of morphology and syntax*. Retrieved February 28, 2008, from [http://members.tripod.com/Caroline\\_Bowen/?BrownsStages.htm](http://members.tripod.com/Caroline_Bowen/?BrownsStages.htm)
- Bowen, C. (1998). *Typical speech development: The gradual acquisition of the speech sound system*. Retrieved February 28, 2008, from <http://www.speech-language-therapy.com/acquisition.html>
- Braintree Rehabilitation Hospital. (n.d.). *Speech and language developmental milestones*. Retrieved from [www.braintreerehabhospital.com/pdf/speech-and-language-milestones.pdf](http://www.braintreerehabhospital.com/pdf/speech-and-language-milestones.pdf)
- Brooks, M., & Engmann-Hartung, D. (1987). *Speech and language handouts*. Austin, TX: PRO-ED.
- Brown, R. (1973). *A first language: The early stages*. London: George Allen & Unwin Ltd.
- Child Development Institute. (n.d.). *Language development in children*. Retrieved from [www.childdevelopmentinfo.com/development/language\\_development.shtml](http://www.childdevelopmentinfo.com/development/language_development.shtml)
- Communication Works. (n.d.). *Play and pragmatics for school aged children*. Retrieved from [www.cwtherapy.com/pragmatics2.html](http://www.cwtherapy.com/pragmatics2.html)
- Flahive, L., & Hodson, B. (in press). Speech sound disorders: An overview of acquisition, assessment, and treatment. In B.B. Shulman & N.C. Capone (Eds.), *Language development: Foundations, processes, and clinical applications*. Boston: Bartlett & Jones.
- Flahive, L.K., & Lanza, J.R. (2004). *Phonological awareness cards*. East Moline, IL: LinguiSystems, Inc.
- Gillon, G.T. (2004). *Phonological awareness: From research to practice*. New York: The Guilford Press.
- Goldsworthy, C.L. (2001). *Sourcebook of phonological awareness activities Vol. II: Children's core literature*. San Diego, CA: Singular.
- Haskill, A., Tyler, A., & Tolbert, L. (2001). *Months of morphemes: A theme-based cycles approach*. Eau Claire, WI: Thinking Publications.
- KidTalk, Inc. (n.d.). *Speech-language milestones*. Retrieved from <http://www.kidtalk.org/milestones.html>
- Locke, J.L. (1983). *Phonological acquisition and change*. New York: Academic Press.
- National Institute on Deafness and Other Communication Disorders. (April 2000). *Speech and language developmental milestones*. Retrieved from <http://www.nidcd.nih.gov/health/voice/speechandlanguage.asp>

---

## References, Websites, & Resources, *continued*

- Nicolosi, L., Harryman, E., & Kresheck, J. (2006). *Terminology of communication disorders* (4<sup>th</sup> ed.). Baltimore: Williams & Wilkins.
- Oller, D.K. (1980). The emergence of the sounds of speech in infancy. In G. Yeni-Komshian, J. Kavanagh, & C.A. Ferguson (Eds.), *Child phonology: Vol. 1: Production*. New York: Academic Press.
- Owens, R.E. (1996). *Language development: An introduction*. Boston: Allyn & Bacon.
- Peña-Brooks, A., & Hegde, M.N. (2007). *Assessment and treatment of articulation and phonological disorders in children*. Austin, TX: PRO-ED.
- Retherford, K.S. (2000). *Guide to analysis of language transcripts*. Eau Claire, WI: Thinking Publications.
- Sander, E. (1972). When are speech sounds learned? *Journal of Speech and Hearing Disorders*, 37(1), 55-63.
- Shulman, B.B. (1991). *Pragmatic development chart*. Tucson, AZ: Communication Skill Builders.
- Stoel-Gammon, C., & Dunn, C. (1985). *Normal and disordered phonology in children*. Austin, TX: PRO-ED.
- Touhy, J., Brown, J., & Mercer-Moseley, C. (2001). *St. Gabriel's curriculum for the development of audition, language, speech, cognition*. Castle Hill, Australia: St.Gabriel's.
- United States Department of Education. (2003). *Typical language accomplishments for children, birth to age 6: Helping your child become a reader*. Retrieved from [www.ed.gov/parents/academic/help/reader/part9.html](http://www.ed.gov/parents/academic/help/reader/part9.html)
- University of North Carolina at Chapel Hill, School of Medicine. (n.d.). *Oral and written language milestones*. Retrieved from [www.med.unc.edu/ahs/clds/files/early-childhood-resources/OralandWrittenLanguageMilestones.pdf](http://www.med.unc.edu/ahs/clds/files/early-childhood-resources/OralandWrittenLanguageMilestones.pdf)
- Wilkes, E.M. (1999). *Cottage acquisition scales for listening, language & speech*. San Antonio, TX: Sunshine Cottage School for Deaf Children.

---

## Red Flags in Communication Development

Parents often ask about warning signs of speech and/or language problems. This list provides some warning signs that parents can refer to when observing their children's speech and language skills.


At age	Red Flags
6 months	<ul style="list-style-type: none"><li>• does not laugh and squeal</li><li>• does not look toward new sounds</li></ul>
9 months	<ul style="list-style-type: none"><li>• has limited or no babbling</li><li>• does not indicate when happy or upset</li></ul>
12 months	<ul style="list-style-type: none"><li>• does not point to objects</li><li>• does not use gestures such as waving or shaking head</li></ul>
15 months	<ul style="list-style-type: none"><li>• has not used first word</li><li>• does not respond to "no" and "bye-bye"</li></ul>
18 months	<ul style="list-style-type: none"><li>• does not use at least six to ten words consistently</li><li>• does not hear well or discriminate between sounds</li></ul>
20 months	<ul style="list-style-type: none"><li>• does not use at least six consonant sounds</li><li>• does not follow simple directions</li></ul>
24 months	<ul style="list-style-type: none"><li>• has a vocabulary of less than 50 words</li><li>• has decreased interest in social interactions</li></ul>
36 months	<ul style="list-style-type: none"><li>• strangers have difficulty understanding what the child is saying</li><li>• does not use simple sentences</li></ul>

### Other Concerns

- Is a very picky eater (willing to eat only four or five foods, gags on certain textures)
- Has difficulty with transitions
- Uses repetitive and/or perseverative behaviors
- Shows no interest in communicating
- Drools excessively
- Stutters more consistently and for longer than six months

We'd like to thank the following sources from which we obtained information for this section: BabyCenter ([http://www.babycenter.com/0\\_warning-signs-of-a-language-communication-developmental-dela\\_6734.bc](http://www.babycenter.com/0_warning-signs-of-a-language-communication-developmental-dela_6734.bc)); Braintree Rehabilitation Hospital ([www.braintreerehabhospital.com/pdf/speech-and-language-milestones.pdf](http://www.braintreerehabhospital.com/pdf/speech-and-language-milestones.pdf)); and KidTalk, Inc. ([www.kidtalk.org/milestones.html](http://www.kidtalk.org/milestones.html)). For more information, please see the full References, Websites, & Resources list on pages 22-24.


Also available from Lanza and Flahive



**Speech & Language Activities  
for Young Learners**

**Ages 3-5**


7626.....\$41.95



**Blooming Speech &  
Language Activities**

**Ages 3-8**


1043.....\$39.95



**Phonological  
Awareness Cards**

**Ages 4-9**

5015.....\$45.95



**100%® Curriculum  
Vocabulary**

**Ages 5-10**

1004.....\$43.95



**April's Showers A Semantics Game**

**Ages 3-8**

7414.....\$22.95



\$4.95

